



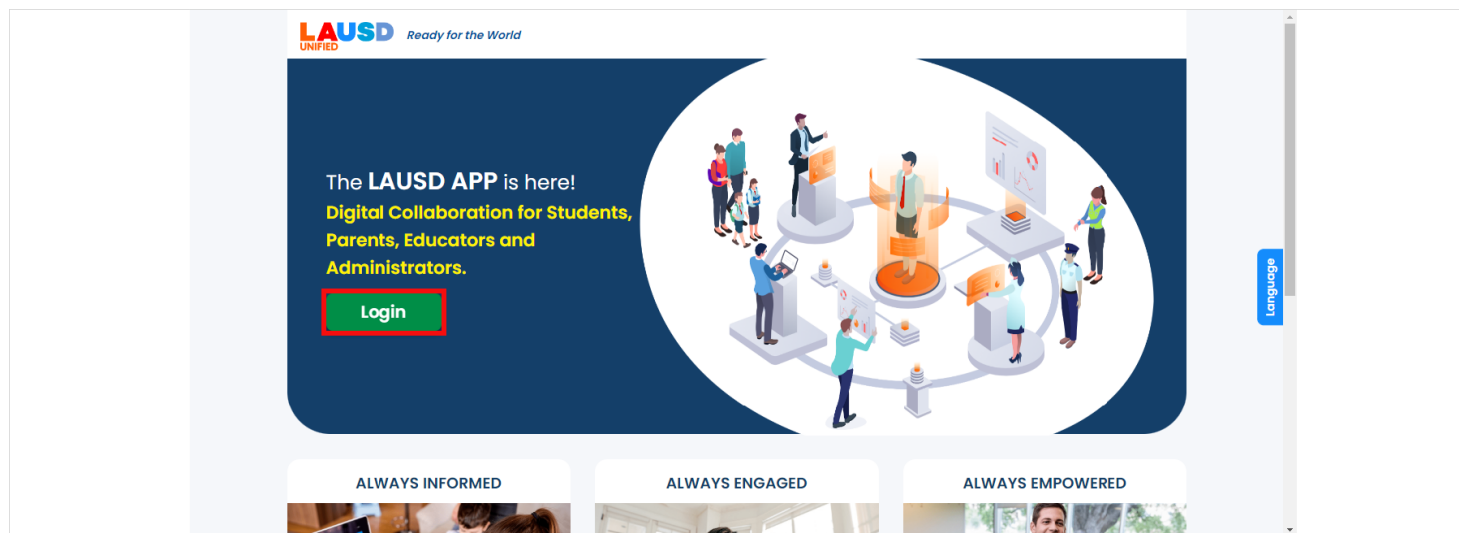
Office of Student, Family and Community Engagement



Step 1:

To get started go to the LAUSD Parent Portal by visiting the website at lausdapp.lausd.net. Type the address into your web browser and you will be taken directly to the portal's login page.

Click "**Login**"





Office of Student, Family and Community Engagement



Step 2:
Click "**Parents**"



SELECT YOUR ROLE BELOW TO LOGIN



PARENTS



ADMINISTRATORS



Office of Student, Family and Community Engagement



Step 1:

To initiate the password reset process, please click on the "Forgot Password" link.

A screenshot of the LAUSD Parent login page. The page has a dark blue header with the LAUSD logo. Below the header is a white modal window titled "PARENT" with a close button (X). The modal contains a login form with fields for "User Name" (labeled "Your email address") and "Password". Below the password field is a checkbox labeled "I'm not a robot" and a reCAPTCHA logo. At the bottom of the form are two buttons: "Forgot Password?" (highlighted with a red rectangle) and "Register". Below these are "Cancel" and "Login" buttons. To the right of the form is a list of terms and conditions.

LAUSD
UNIFIED

PARENT X

User Name *
Your email address

Password *
Password

☐ I'm not a robot reCAPTCHA Privacy - Terms

[Forgot Password?](#) [Register](#)

Cancel Login

- Username is the email address you used for account registration.
- Session times out after 60 minutes.
- If you'd like to change the email address associated with your account, please sign in using old email address. Account edits can be made once you logged in successfully.



Office of Student, Family and Community Engagement



Step 2:

Enter your registered email address in the field provided.



PARENT



Email Address *

Email Address

Cancel

Submit

- Please provide your registered email address to Reset your password.



Office of Student, Family and Community Engagement



Step 5:

Double-check the email address you entered, then click on the **"Submit"** button.



PARENT



Email Address *
xomiyo3384@tluas.com

Cancel

Submit

- Please provide your registered email address to Reset your password.



Office of Student, Family and Community Engagement



Step 6

You will receive an email containing a link to reset your password.

Please check your email inbox for a message from the address do-not-reply@lausd.net:



PARENT



Thank you

A Mail to Reset your password has been sent successfully.



Office of Student, Family and Community Engagement



Step 7:

Navigate to your email inbox and ensure you check for an email originating from do-not-reply@lausd.net. Be sure to click on the most recent email for further action.

SENDER			SUBJECT			VIEW		
• do-not-reply@lausd.net			LAUSD Account Password Reset Request			>		
• do-not-reply@lausd.net			LAUSD Account Activation - Please confirm your email			>		

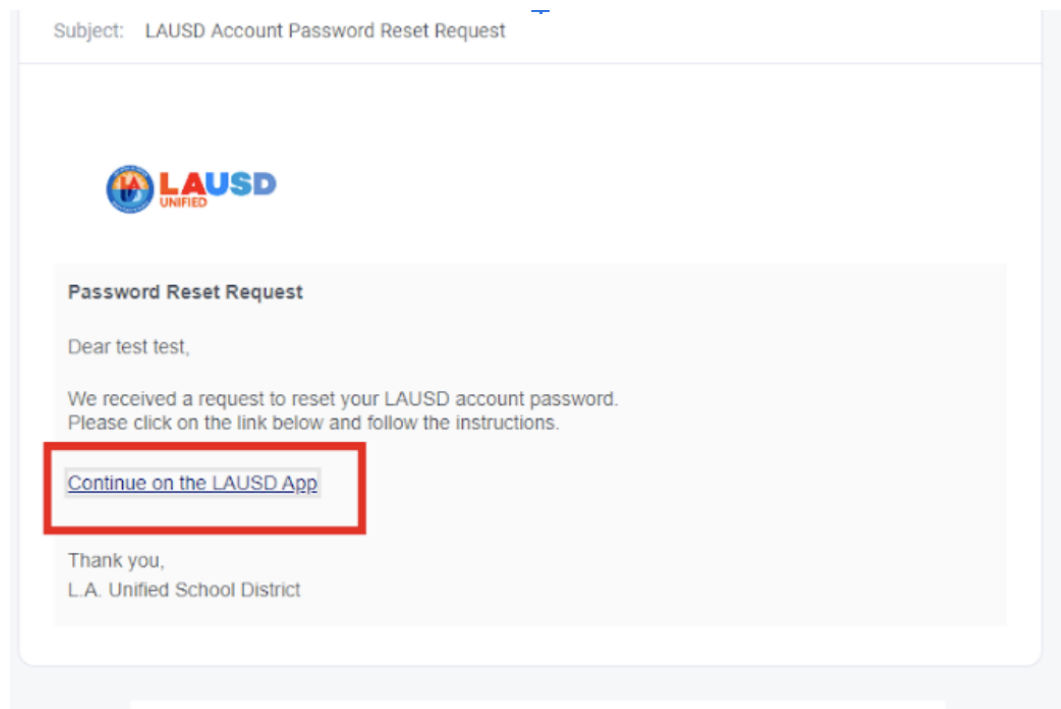


Office of Student, Family and Community Engagement



Step 8:

Proceed by clicking on "**Continue on the LAUSD App**" to initiate the password reset process. The link is valid for 24 hours only. After that, you'll need to repeat the process.





Office of Student, Family and Community Engagement



Step 9:

Please input your new password, ensuring it meets the specified criteria for acceptability. Your password must meet these criteria before you can proceed to re-enter it.

LAUSD
UNIFIED

PARENT

Password *

Confirm Password *

Cancel Change Password

Password Criteria

- At least 10 characters
- At least 1 upper case letter
- At least 1 numeric character
- Must include at least 1 special character
- Cannot be common names or commonly used words (e.g. "password1", "JohnSmith47")
- Cannot exceed 24 characters
- Password and Re-enter password must match



Office of Student, Family and Community Engagement



Step 10:

Once you've confirmed your password, please proceed by clicking on the **"Change Password"** button.

LAUSD
UNIFIED

PARENT

Password *

Confirm Password *

Cancel Change Password

Password Criteria

- At least 10 characters
- At least 1 upper case letter
- At least 1 numeric character
- Must include at least 1 special character
- Cannot be common names or commonly used words (e.g. "password1", "JohnSmith47")
- Cannot exceed 24 characters
- Password and Re-enter password must match



Step 11:

If you encounter an error, please double-check your password and ensure that you reenter it correctly. Make certain that your password adheres to all the specified criteria.

Error

- The new password and confirmation password do not match.
- Model not valid

Please contact LAUSD help desk 213-443-1300

PARENT

Password *

Password

Confirm Password *

Confirm Password

Cancel

Change Password

Password Criteria

- At least 10 characters
- At least 1 upper case letter
- At least 1 numeric character
- Must include at least 1 special character
- Cannot be common names or commonly used words (e.g. "password1", "JohnSmith47")
- Cannot exceed 24 characters
- Password and Re-enter password must match



Office of Student, Family and Community Engagement



After successfully entering your password, you will be redirected to a page confirming the successful creation of your password. To proceed, click on "**LAUSD**" at the top of the page to navigate to the login page.



SUCCESS

Your password has been created successfully.

Your password was successfully updated. [Click here to log in.](#)



Office of Student, Family and Community Engagement



Click "**Login**"

LAUSD UNIFIED Ready for the World

The **LAUSD APP** is here!
**Digital Collaboration for Students,
Parents, Educators and
Administrators.**

Login



Language

ALWAYS INFORMED



ALWAYS ENGAGED



ALWAYS EMPOWERED





Office of Student, Family and Community Engagement

- Step 14:
- To log in as a parent, select the **Parents** option on the login page



SELECT YOUR ROLE BELOW TO LOGIN



PARENTS



ADMINISTRATORS



Office of Student, Family and Community Engagement



Step 15:

Enter your Username and New password into the designated fields. Ensure that you accurately input your information. Additionally, you will be required to verify that you are not a robot. Click on the **"I'm not a robot"** checkbox.

A screenshot of the LAUSD Parent login form. The form is titled "PARENT" and has a close button (X) in the top right corner. It contains two input fields: "User Name" with the value "xomiyo3384@tluas.com" and "Password" with masked characters. Below the password field is a red-bordered box containing a checked checkbox labeled "I'm not a robot" and a reCAPTCHA logo. To the right of the form, there is a list of bullet points: "Username is the email address you used for account registration.", "Session times out after 60 minutes.", and "If you'd like to change the email address associated with your account, please sign in using old email address. Account edits can be made once you logged in successfully." At the bottom of the form are links for "Forgot Password?" and "Register", and buttons for "Cancel" and "Login".

LAUSD
UNIFIED

PARENT

User Name *
xomiyo3384@tluas.com

Password *
.....

☒ I'm not a robot

reCAPTCHA
Privacy - Terms

- Username is the email address you used for account registration.
- Session times out after 60 minutes.
- If you'd like to change the email address associated with your account, please sign in using old email address. Account edits can be made once you logged in successfully.

[Forgot Password?](#) [Register](#)

Cancel Login



Office of Student, Family and Community Engagement



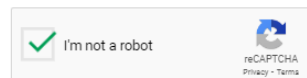
Click "**Login**"



PARENT

User Name *
xomiyo3384@tluas.com

Password *
.....



[Forgot Password?](#)

[Register](#)

Cancel

Login

- Username is the email address you used for account registration.
- Session times out after 60 minutes.
- If you'd like to change the email address associated with your account, please sign in using old email address. Account edits can be made once you logged in successfully.



Office of Student, Family and Community Engagement



Step 17:

Upon successful login, you will be directed to the LAUSD Parent Portal dashboard. This is where you will find all the information and resources related to your child's education, including their grades, attendance, and other important updates

